

# LELIEUR

LEVAGE TRANSPORT MANUTENTION

**MINI GRUE ELECTRIQUE  
TELESCOPIQUE SUR  
CHENILLES  
HOEFLON C30e**


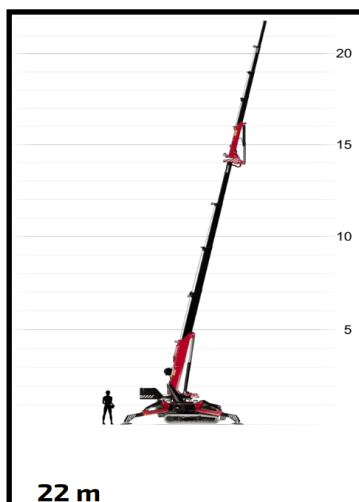



# LELIEUR

LEVAGE TRANSPORT MANUTENTION

HOEFLOON C30e

## CARACTERISTIQUES



Capacité	Capacité à portée maximale	Capacité du treuil	Hauteur de levage jib comprise	Portée maximale jib comprise	Longueur jib
9000 Kg	380 Kg	6400 Kg	22 m	20 m	7.5m
Flèche	Angle de flèche	Angle d'inclinaison	Plage de pivotement	Dimensions (L X W X H)	Dimensions options comprises
20 m and without options 12	85°	20°	Endless	3.85 x 1.2 x 2.0	4.17m x 1.17 x 2.3
Poids total options comprises	Poids total sans options	Pression au sol	Options de charge		
8700 Kg	5600 Kg	0.79 Kg/cm2	400V, 230V/380V		

3 Avenue du camp du Drap d'Or-62340 Guînes  
Contact: 03.21.35.20.60—contact@lelieur.fr

Route de la Forme 6—59140 Dunkerque  
Contact: 03.28.20.35.35—contact@lelieur.fr

[www.lelieur.fr](http://www.lelieur.fr)

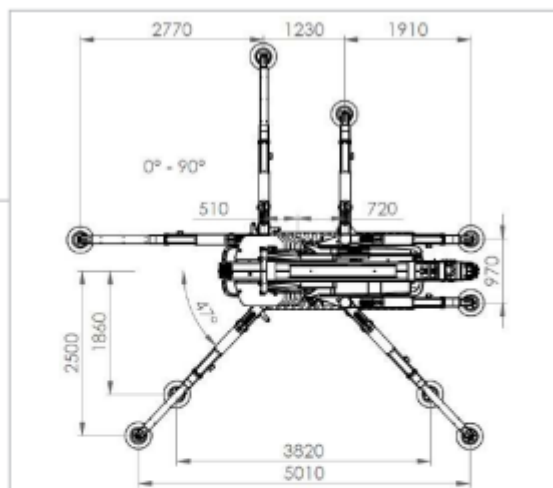
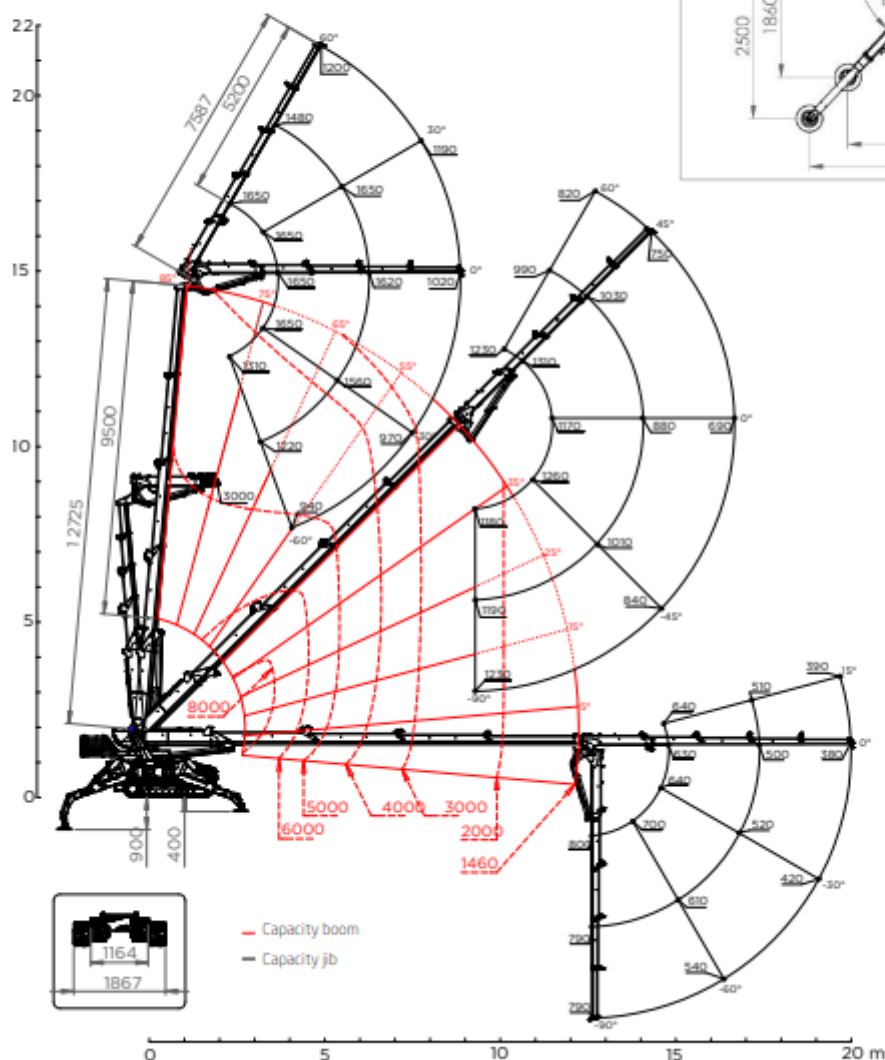
# LELIEUR

LEVAGE TRANSPORT MANUTENTION

HOEFLON C30e

## DIAGRAMMES DE CHARGE

### Standard with jib



3 Avenue du camp du Drap d'Or-62340 Guînes

Contact: 03.21.35.20.60—contact@lelieur.fr

Route de la Forme 6—59140 Dunkerque

Contact: 03.28.20.35.35—contact@lelieur.fr

[www.lelieur.fr](http://www.lelieur.fr)

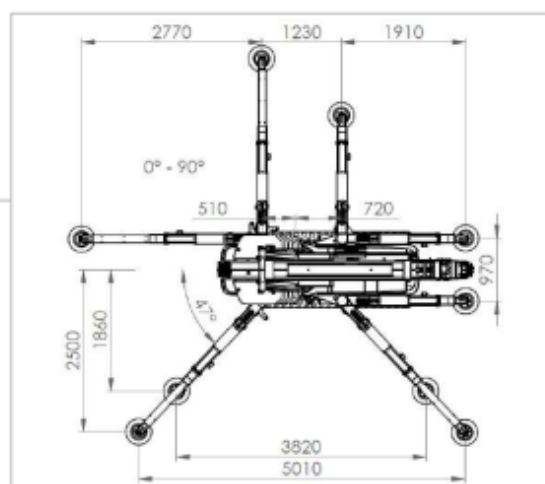
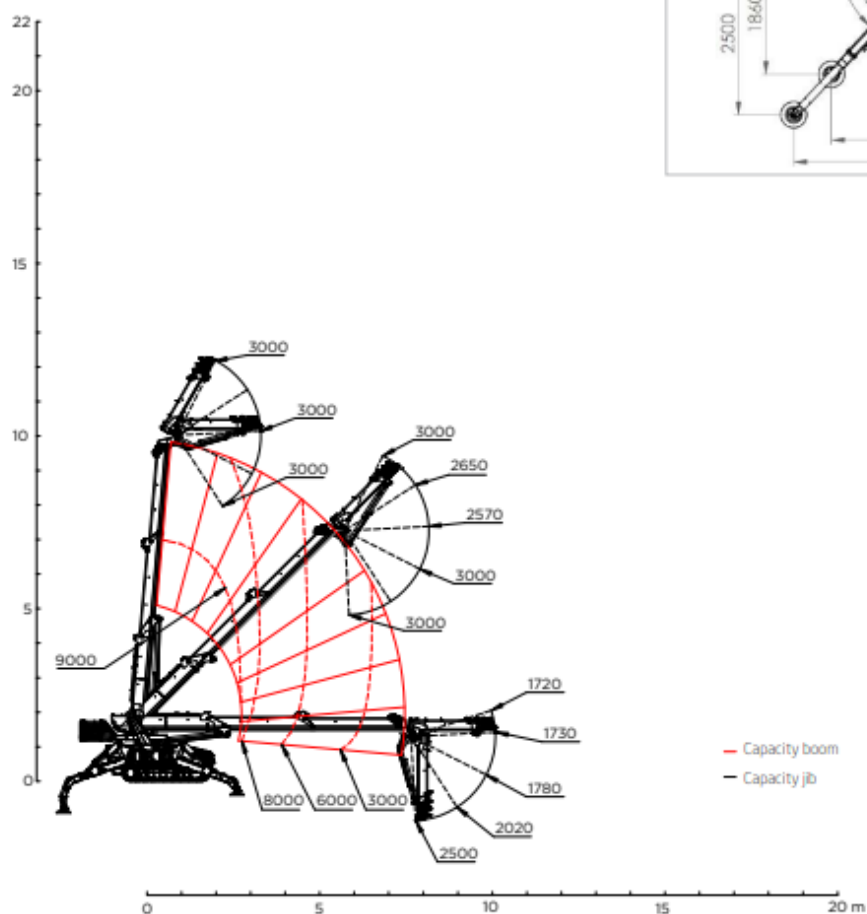
# LELIEUR

LEVAGE TRANSPORT MANUTENTION

HOEFLOON C30e

## DIAGRAMMES DE CHARGE

With chain locking system engaged



3 Avenue du camp du Drap d'Or-62340 Guînes

Contact: 03.21.35.20.60—[contact@lelieur.fr](mailto:contact@lelieur.fr)

Route de la Forme 6—59140 Dunkerque

Contact: 03.28.20.35.35—[contact@lelieur.fr](mailto:contact@lelieur.fr)

[www.lelieur.fr](http://www.lelieur.fr)

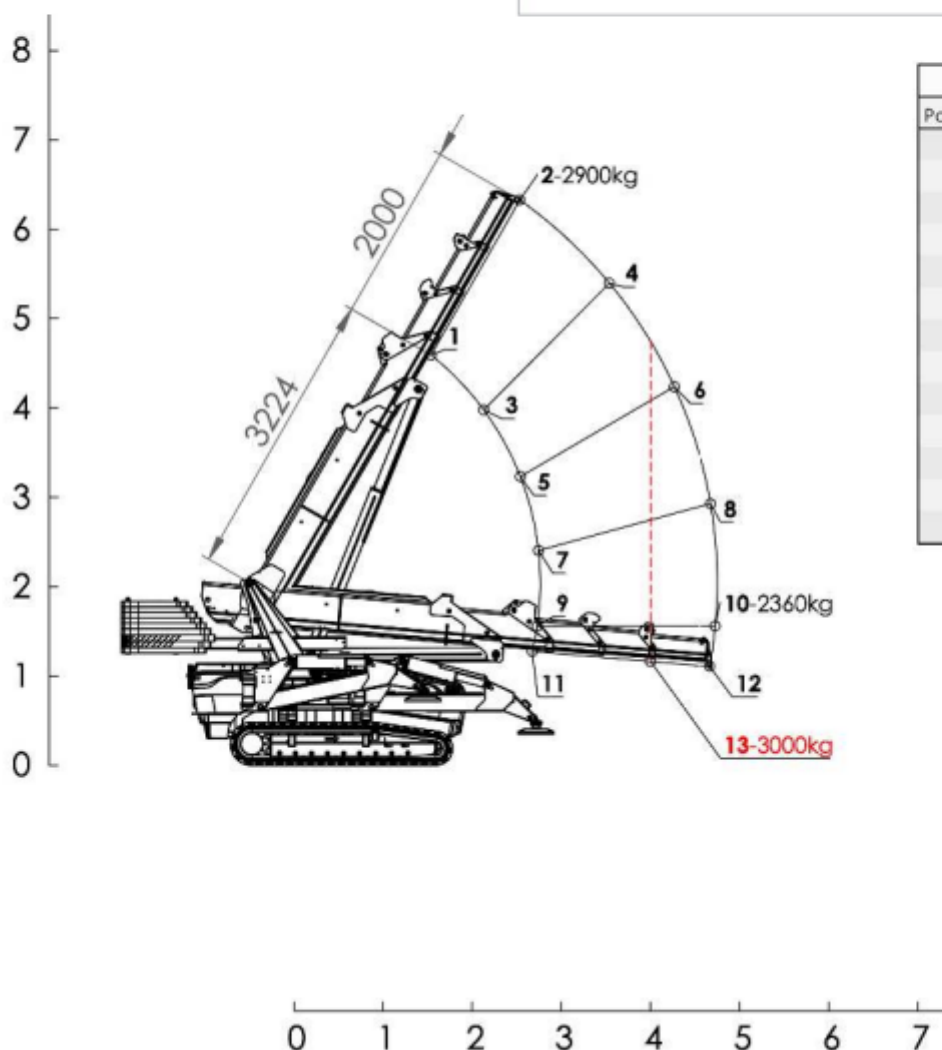
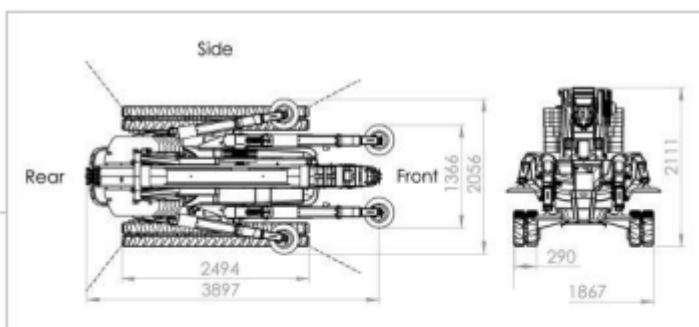
# LELIEUR

LEVAGE TRANSPORT MANUTENTION

HOEFLON C30e

## DIAGRAMMES DE CHARGE

### Pick & carry on the boom



LOAD BOOM [kg]			
Position	Front	Side	Rear
1	3000	3000	3000
2	2900	3000	1780
3	3000	3000	2230
4	3000	1830	1070
5	3000	3000	1700
6	2730	1360	800
7	3000	2660	1510
8	2340	1180	690
9	3000	2690	1520
10	2310	1170	680
11	3000	2780	1580
12	2360	1190	700
13	3000	1480	870

3 Avenue du camp du Drap d'Or-62340 Guînes

Contact: 03.21.35.20.60—contact@lelieur.fr

Route de la Forme 6—59140 Dunkerque

Contact: 03.28.20.35.35—contact@lelieur.fr

[www.lelieur.fr](http://www.lelieur.fr)

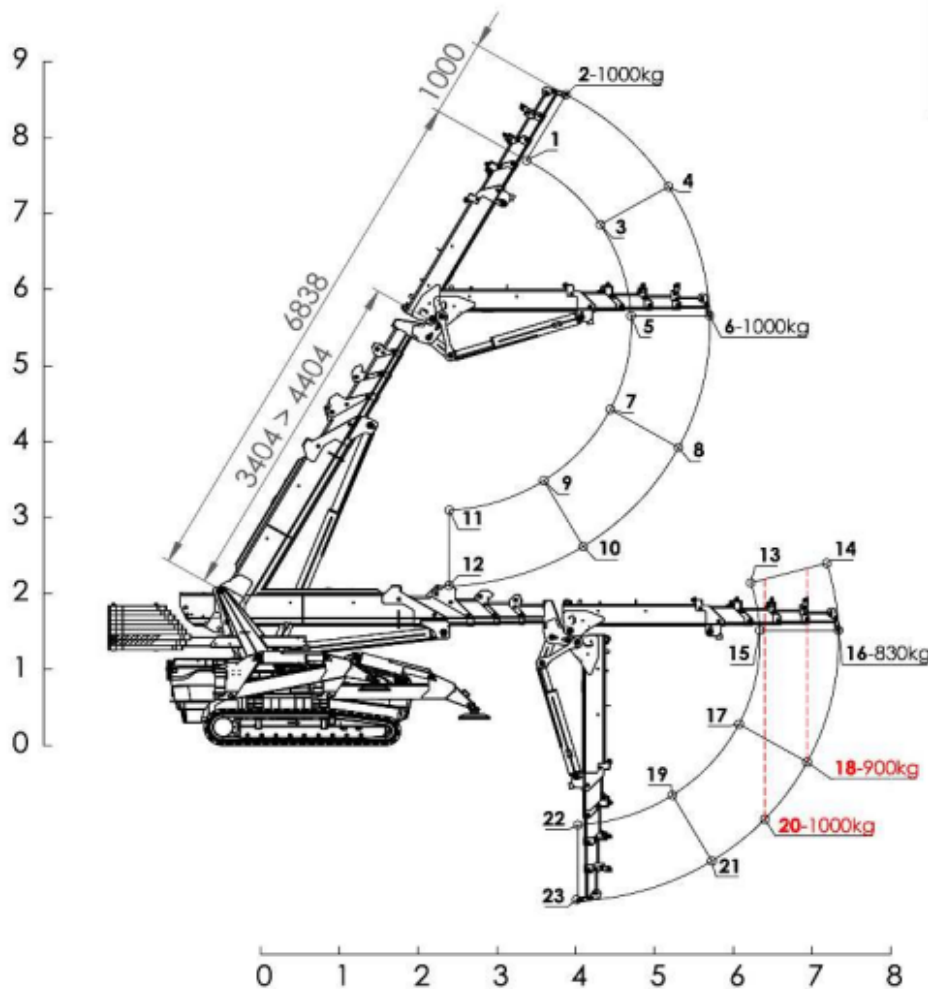
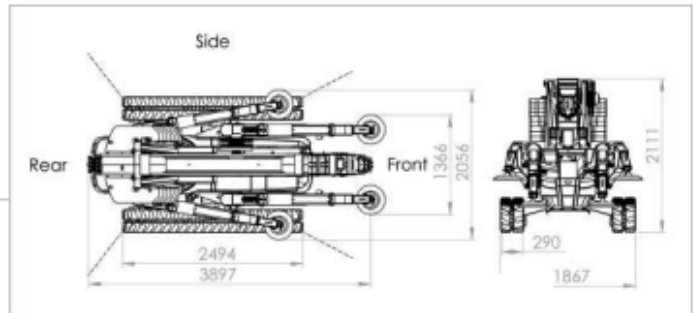
# LELIEUR

LEVAGE TRANSPORT MANUTENTION

HOEFLOON C30e

## DIAGRAMMES DE CHARGE

Pick & carry on the jib



LOAD FLYJIB [kg]			
Position	Front	Side	Rear
1	1000	1000	300
2	1000	1000	250
3	1000	860	190
4	1000	680	140
5	1000	740	150
6	1000	580	110
7	1000	790	150
8	1000	630	110
9	1000	1000	210
10	1000	880	170
11	1000	1000	410
12	1000	1000	410
13	1000	320	0
14	860	260	0
15	1000	310	0
16	830	250	0
17	1000	320	0
18	900	270	0
19	1000	400	0
20	1000	300	0
21	1000	350	0
22	1000	590	0
23	1000	590	0


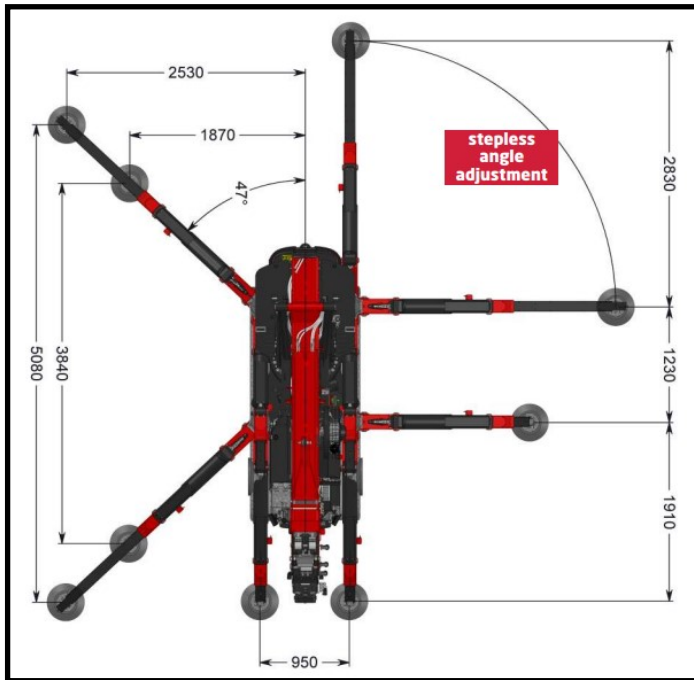


# LELIEUR

LEVAGE TRANSPORT MANUTENTION


HOEFLON C30e

## POSITIONNER



### 1 Automatic levelling

The crane has an automatic levelling system. At the touch of a button, the crane is level.



### 2 Hydraulically extendable legs

The C30e's legs are hydraulically extendable. So you can attain the maximum capacity in any situation.



### 3 Continuously adjustable legs

The C30e's legs are continuously adjustable. This means you can always place the outriggers in the optimum position to set up the crane perfectly in any workplace.



### 4 Folding legs

The C30e has folding legs. Normally, the leg is low to the ground so it can extend under obstacles. When placing the outriggers over an obstacle, pull out the folding leg. The folding leg also comes in handy on uneven terrain. This enables you to compensate for a height difference of up to 1.6 m.